



CorePro LEDtube EM/ Mains T8



CorePro LEDtube 1200mm 15.5W 830 T8

Philips CorePro LEDtubes are the quick and easy way to replace T8 fluorescent or other LED tubes with a fast pack back time. Not only does the Core range of LEDtubes require a low initial investment, but LED energy efficiency also delivers instant savings that you can bank on over a long and reliable lifetime. Plus, with the same lamp size and light distribution as fluorescent alternatives, you'll never know the difference. There are two ways to install these LED tubes: Rewire your existing fluorescent-based luminaires so the CorePro LEDtubes work directly on the Mains. Or simply change the fluorescent starter to an LED starter that can be used with your Electromagnetic ballasts.

Warnings and Safety

- NOTE: The overall energy efficiency and light distribution of any installation that uses these lamps will be determined by the design of the installation.
- Installation must be done according to the installation diagrams provided with the lamp or available online. Installation must be done by a certified professional.

Product data

General Information			
Cap-Base	G13 [Medium Bi-Pin Fluorescent]	Beam Angle (Nom)	240 degree(s)
Nominal lifetime	50,000 hour(s)	Luminous Flux	1,700 lm
Switching Cycle	200,000	Color Designation	White (WH)
Lighting Technology	LED	Correlated Color Temperature (Nom)	3000 K
Flux measurement reference	Sphere	Luminous Efficacy (rated) (Nom)	109 lm/W
EU RoHS compliant	Yes	Color Consistency	<6
		Color rendering index (CRI)	80
		LLMF At End Of Nominal Lifetime (Nom)	70 %
		Flickering value (PstLM) - Flickering value as per EN 61000-3-3	1
Light Technical			
Color Code	830 [CCT of 3000K]		

CorePro LEDtube EM/Mains T8

Stroboscopic effect visibility measure (SVM)	0.9
Photobiological safety according to EN 62471	RG0

Operating and Electrical

Line Frequency	50 to 60 Hz
Input Frequency	50 to 60 Hz
Power Consumption	15.5 W
Lamp Current (Nom)	84 mA
Starting Time (Nom)	0.5 s
Warm-up time to 60% light	0.5 s
Power Factor (Fraction)	0.9
Voltage (Nom)	220-240 V
LED alternative to fluorescent lamp power	36 W
Ballast Compatibility	EM/Mains

Temperature

Ambient temperature range	-20 °C to 45 °C
T-Case Maximum (Nom)	60 °C

Controls and Dimming

Dimmable	No
----------	----

Mechanical and Housing

Bulb Finish	Frosted
Bulb Material	Glass

Product Length	1,200 mm
Bulb Shape	T8

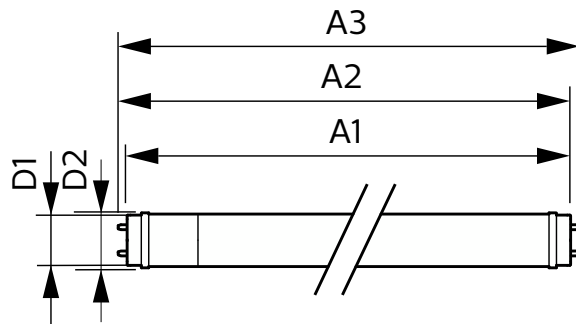
Approval and Application

Energy Efficiency Class	F
Energy Saving Product	Yes
Approval Marks	RoHS compliance CE marking KEMA Keur certificate
Energy Consumption kWh/1000 h	16 kWh
EPREL Registration Number	1384733

Product Data

Order product name	CorePro LEDtube 1200mm 15.5W 830 T8
Full product name	CorePro LEDtube 1200mm 15.5W 830 T8
Full product code	871951448640900
Order code	929003577232
Material Nr. (12NC)	929003577232
Numerator - Quantity Per Pack	1
EAN/UPC - Product/Case	8719514486409
Numerator - Packs per outer box	20
EAN/UPC - Case	8719514486416

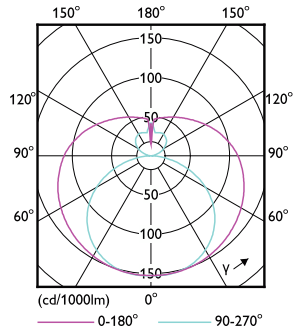
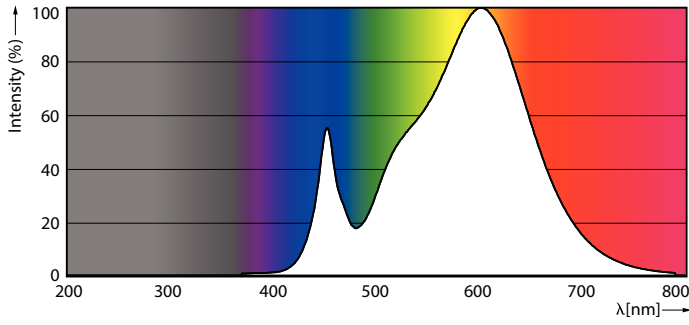
Dimensional drawing



Product	D1	D2	A1	A2	A3
CorePro LEDtube 1200mm 15.5W 830 T8	25.7 mm	28 mm	1,198 mm	1,205 mm	1,212 mm

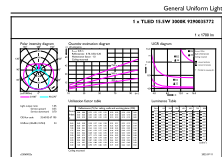
CorePro LEDtube EM/Mains T8

Photometric data



Spectral Power Distribution Colour - CorePro LEDtube 1200mm 15.5W 830 T8

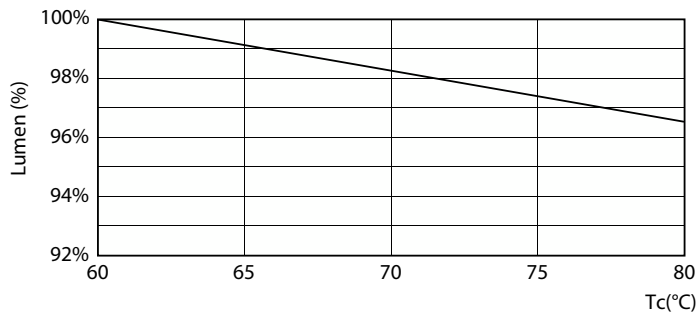
Light Distribution Diagram - CorePro LEDtube 1200mm 15.5W 830 T8



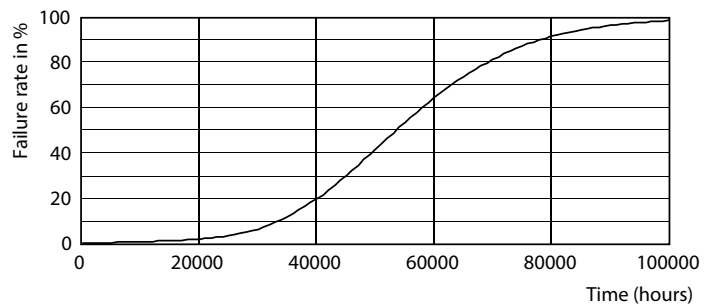
General Uniform Lighting
1 x T8 LED TUBE 1200mm 15.5W 830 T8
Date: 2023-03-25
Page: 1/1

General uniform lighting - CorePro LEDtube 1200mm 15.5W 830 T8

Lifetime



Lumen Maintenance Diagram - CorePro LEDtube 1200mm 15.5W 830 T8



Life Expectancy Diagram - CorePro LEDtube 1200mm 15.5W 830 T8

CorePro LEDtube EM/Mains T8

Lifetime



Life Expectancy Diagram - CorePro LEDtube 1200mm 15.5W 830 T8

Life Expectancy Diagram - CorePro LEDtube 1200mm 15.5W 830 T8



Lumen Maintenance Diagram - CorePro LEDtube 1200mm 15.5W 830 T8

